

WHAT DOES THE CURRICULUM SAY ABOUT LENT AND EASTER?

LEVEL 2

Teacher's notes



These statements are from the new Catholic Preschool and Primary Religious Education Curriculum for Ireland and are taken from the Strand; Liturgy and Prayer. Individual class teachers can decide which of the knowledge and concepts to explore in greater detail with their class group/s during the Lenten and Easter Seasons. The resources offered this year will respond to some of the knowledge and concepts outlined by the curriculum at each level. Relevant knowledge and concepts from the other Strands will be used and indicated where appropriate.

- Lent is a time of preparation for Holy Week and Easter – the most important feast in the Church's year
- Lent lasts for forty days because Jesus fasted in the desert for forty days and forty nights
- Lent is a time to turn back to God and believe the Good News
- Lent is a time for me to show the ways that I can be a friend like Jesus
- Ash Wednesday is the first day of Lent when ashes are placed on the foreheads of Catholics as a reminder to believe the Good News and to follow Jesus more closely
- Holy Week is a time to remember the entry of Jesus into Jerusalem (Palm Sunday), his Last Supper, his Passion and Death.
- The palms remind us of Jesus' journey into Jerusalem
- At Mass on Holy Thursday the priest washes people's feet to remind everyone of what Jesus did. Jesus wanted to show his friends how they must behave towards each other – caring for and looking after each other
- The Cross is the sign of Jesus' love for his Father and for us
- The Stations of the Cross are pictures that tell the story of Jesus' death
- On Easter Sunday Christians celebrate the Resurrection of Jesus
- Easter Sunday celebrates God giving new life to Jesus. Jesus is alive and with us now.



Lent is a time of preparation for Holy Week and Easter – the most important feast in the Church's year

Lent lasts for forty days because Jesus fasted in the desert for forty days and forty nights

Ask the children if they can remember how they got ready for Christmas.

What things in the classroom reminded them that they were getting ready to welcome Jesus? Advent wreath, calendar, crib etc

Can anyone remember what we called the four weeks before Christmas?

Now we are getting ready for another feast. This one is even more important than Christmas, in fact it is the most important feast that we celebrate as followers of Jesus.

Does anyone know what it is called?

The time we spend getting ready for Easter has a special name. What is it called? Talk to the children about what they already know about Lent.

How many days in Lent? We spend forty days getting ready for Easter because Jesus spent forty days in the desert fasting and praying.

Level 1: Word of God Strand

- Jesus in the desert (Luke 4:1-13 and Matthew 4:1-11)

This may not be the most accessible story for children of 7 & 8. The animated version on <https://www.youtube.com/watch?v=nCowoYjAiUI> might be a better way to engage the children. Explain to the children that Satan is an enemy of God and that the story shows how much Jesus loved God.

The story begins at 1:10 but the children might enjoy the first minute. When the video is finished check the children's understanding using these or similar questions.

- Why did Jesus go into the desert?
- How long did he fast for? What does it mean to fast?
- What did Satan try to do?
- How many times did he try to tempt Jesus? Can you remember what he did?
- How did Jesus stop Satan?
- Have you ever done anything to ready for something in the future like Jesus?
- What about getting ready for a test, or a game, or a performance or before buying a special present for someone, or something you really want?
- Were you ever tempted to give up? Maybe you decided to watch television or play a game instead of learning your tables or spellings. Maybe you decided not to practice because it was too hard or you were too tired, or maybe you decided to raid your piggybank and buy some sweets instead of saving enough money for that special present. What did that feel like? Did you give in or were you really strong and kept going? What stopped you from giving in do you think?

Lent is a time when we are asked to prepare for Easter by giving up something, or doing something that we don't usually do. It's a time when we are asked to turn back to God, like Jesus did in the desert. It is a time when we show Jesus that we are his friends. We do this by doing like he did in the desert by fasting and praying. Use the matching activity on page 7 to consolidate the children's understanding of the story. They can finish the activity by writing 'no' in each of the speech bubbles.

MY LENTEN PROMISE DOOR HANGER.

Lent is a time for me to show the ways that I can be a friend like Jesus

Talk to the children about what they might fast from and how they might pray more during Lent. Remind them that it can be hard to keep a promise for 40 days. Encourage them to talk to their parents/guardians about a promise that will suit them. Tell them that if they break the promise they should start again, and maybe try a little harder next time. Imagine how proud they will be on Easter Sunday if they keep their promise.

Copy page 8 onto card. Help the children to write their Lenten Promise in the space provided. Encourage them to decorate both sides of the hanger and to carefully cut the hanger out. Fold the hanger in half and glue both sides together. Then show the children how to fold the top of the hanger along the line provided on the handle and then to cut out the circle.

Once the Ash Wednesday Prayer Service is over the children can take these home and hang them on their bedroom doors.

GOOD NEWS

Lent is a time to turn back to God and believe the Good News

Talk about good news. Is there any good news today? What makes news good? How does it make us feel?

What kind of good news does Jesus bring? The good news is that God loves us always. How does that make us feel? Lent is a time when we are asked to share that good news by being the kind of people Jesus wants us to be.

Ask the children to think of words that would best describe the way Jesus wants us to be. See how many of those words are in the activity on page 9. Ask the children to colour the words that describe the way Jesus would like us to be

ASH WEDNESDAY PRAYER SERVICE is on pages 10-11



Trócaire has many great resources for the classroom this Lent. The resource that can be downloaded at

<http://www.trocaire.org/sites/trocaire/files/education/lent2016/primary-teacher-resource.pdf> and at

<http://www.trocaire.org/sites/trocaire/files/pdfs/parishes/e6-childrens-sacred-space.pdf>

Place the Trócaire Box in your classroom Prayer Space.

ST PATRICK

Level 2: Strand Christian Faith

- Saints are those who love and who are in heaven with God after death. The Church honours them with a feast day.
- Saints are a great example of how to live ask their help in prayer

Ask the children what they already know about St Patrick. Use the following version of the story to fill in the gaps.

THE STORY OF ST. PATRICK

Patrick was born in Wales at a time when a lot of people didn't believe in God. Patrick's family was different. They all believed in God and Patrick grew up learning to pray and hearing lots of stories about how much God loves us. When he was only sixteen, he was captured by men who came to the village where he lived looking for slaves to sell. The men put Patrick on a ship and brought him to Ireland.

When Patrick got off the ship he was sold to a rich man. The man took Patrick to County Antrim. Patrick had to look after sheep on a cold, high mountain. Patrick was very lonely and had very little food. He stayed on the mountain for seven long years. Patrick prayed to God to help him.

Then one night Patrick had a dream. He dreamed about a ship that would bring him home. When he woke, Patrick left the mountain to look for the ship. He walked for a long time until he came to the sea where he found the ship he had seen in his dream. He thanked God. Patrick got safely home but soon he began to miss Ireland. He thought about the people there. He was sad for them because they didn't know about God and Jesus.

Patrick had another dream. In this dream he could hear bells calling him back to Ireland. Patrick became a priest and later a bishop. He came back to Ireland to teach the people about God and Jesus. Lots of people believed in God because of Patrick and Ireland became a Christian country where people learned to pray and live like Jesus. Patrick stayed in Ireland for the rest of his life and became a very important saint for the Irish people.

Check their understanding by asking questions.

Tell the children that when people become saints they are given a special day called a Feast Day when we remember them, tell stories about them and ask for their help in prayer. Ask if they know what day is the feast day of St. Patrick.

Teach the children's St Patrick's Prayer on page 12.

Photocopy the page for each child and encourage them to decorate it and take it home.

HOLY WEEK: PALM SUNDAY, HOLY THURSDAY, GOOD FRIDAY, EASTER SUNDAY

- Holy Week is a time to remember the entry of Jesus into Jerusalem (Palm Sunday), his Last Supper, his Passion and Death.
- The palms remind us of Jesus' journey into Jerusalem

Tell the children that after spending forty days in the desert, Jesus rode into Jerusalem on a donkey. This is the start of Holy Week. The people placed palm leaves on the ground to make a path for him. They shouted 'Hosanna to the King of Kings'

Use the video at the following link <https://www.youtube.com/watch?v=oPSgoPdKQFQ> to tell the story of Palm Sunday. Watch between the following minutes (1:26-4:36)

See how many of the stories about Jesus the children can remember from the video

PALM LEAF ACTIVITY

Colour the palm leaf on page 13. Cut it out and cut along the slits to create the leaves. Use the leaves to decorate the Prayer Space in school. Just like the people of Jerusalem we can prepare a way for Jesus and a place of welcome for Him!

HOLY THURSDAY

- At Mass on Holy Thursday the priest washes people's feet to remind everyone of what Jesus did. Jesus wanted to show his friends how they must behave towards each other – caring for and looking after each other

Use the video at the following link <https://www.youtube.com/watch?v=oPSgoPdKQFQ> to tell the story of the washing of the feet. Watch between the following minutes (8:28-10:27)

Use the activity on page 14 to consolidate the learning.

GOOD FRIDAY

- The Stations of the Cross are pictures that tell the story of Jesus' death
 - Jesus receives his Cross
 - Jesus Falls the First Time
 - Simon of Cyrene helps Jesus to carry his Cross
 - Jesus meets the Women of Jerusalem
 - Jesus Dies
 - Jesus is Risen

On Good Friday we remember how Jesus died on the cross. Talk to the children about the Way of the Cross, how Jesus walked through the streets of Jerusalem, carrying his cross, to the place where he was crucified. Along the way he fell, met people and was helped by Simon to carry his cross. There was no camera to take photos but many people have

imagined what this journey must have been like and have made pictures. We call these pictures Stations of the Cross and we can see them in every church in the world. There are fifteen of them and people pray at them especially at this time of the year. Explain to the children that we are going to look at some of these pictures today.

Use the Power Point, Stations of the Cross; First and Second Class, to introduce the children to these six Stations of the Cross or bring them to the local church to see the Stations of the Cross there. Pray the Hail Mary and Glory be to the Father at each station.

Use the sequencing activity on page 15 to consolidate learning.

EASTER SUNDAY

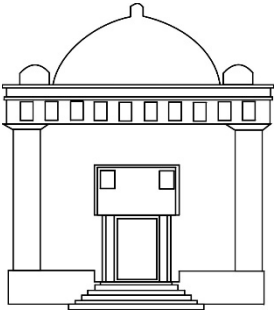








- On Easter Sunday Christians celebrate the Resurrection of Jesus

Use the video at the following link <https://www.youtube.com/watch?v=oPSgoPdKQFQ> to help the children become familiar with the story of the Resurrection. Watch between the following minutes (15~:53 – 21:00).





Tell the children the story of how the Risen Jesus meets Mary Magdalene (John 20, 1; 11-18)

Use the colouring and writing activity page 16 to consolidate learning. Encourage the children to write their favourite line from the story or the story in their own words.

Jesus said.....


		
		
		

	
<p>My Lenten Promise</p>	<p>My Lenten Promise</p>
<p>I Promise to _____</p> <p>_____</p> <p>_____</p> <p>_____</p> <p>_____</p> <p>_____</p> <p>_____</p> <p>_____</p> <p>_____</p> <p>_____</p>	
<p>God is love</p>	<p>God is love</p>



ASH WEDNESDAY SERVICE

This service can be led by a priest, parish sister/pastoral worker, a member of staff, a parish representative or a candidate for Confirmation. If it is possible for the Confirmation candidates to go to Mass in the parish church on Ash Wednesday they could be commissioned to bring ashes back for the younger children.



YOU WILL NEED

- Purple Cloth
- Bible
- Holy Water
- Cross
- Children's Lenten Pictures or Promises
- Candle
- 5 Readers
- 5 children to place the objects in the Prayer Space

INTRODUCTION: Today is Ash Wednesday, the beginning of Lent. Lent is the time when we get ready for Easter by turning back to God. On Ash Wednesday we get a cross of ashes on our foreheads to show that we are friends of Jesus who want to share the good news.

OPENING PRAYER:

LEADER: Dear God, thank you for all the good things that you give us. We know that you love us always. Sometimes we turn away from your love but this Lent we are going to try to stay close to you in all that we do. The cross of Ashes will remind us of your love for us. Amen

CREATING YOUR PRAYER SPACE:

READER 1 As Lent begins we place a bible in our Prayer Space. From this book we learn how to love God and to live the way God wants us to.

READER 2 As Lents begins we place holy water in our Prayer Space. This water reminds us of our baptism and God's overflowing love for us.

READER 3 As Lent begins we place a cross in our Prayer Space. Today the sign of the cross will be made on our foreheads. This shows that we are friends of Jesus and reminds us that he died on the cross for us.

READER 4 As Lent begins we put our Lenten promises in our Prayer Space. We will try to keep these promises to show that we are keeping close to God this Lent.

READER 5 We place a candle in our Prayer Space. This light reminds us that God is always with us.

GOSPEL READING: *A reading from the Holy Gospel according to Luke. (Luke 3:2-3)*

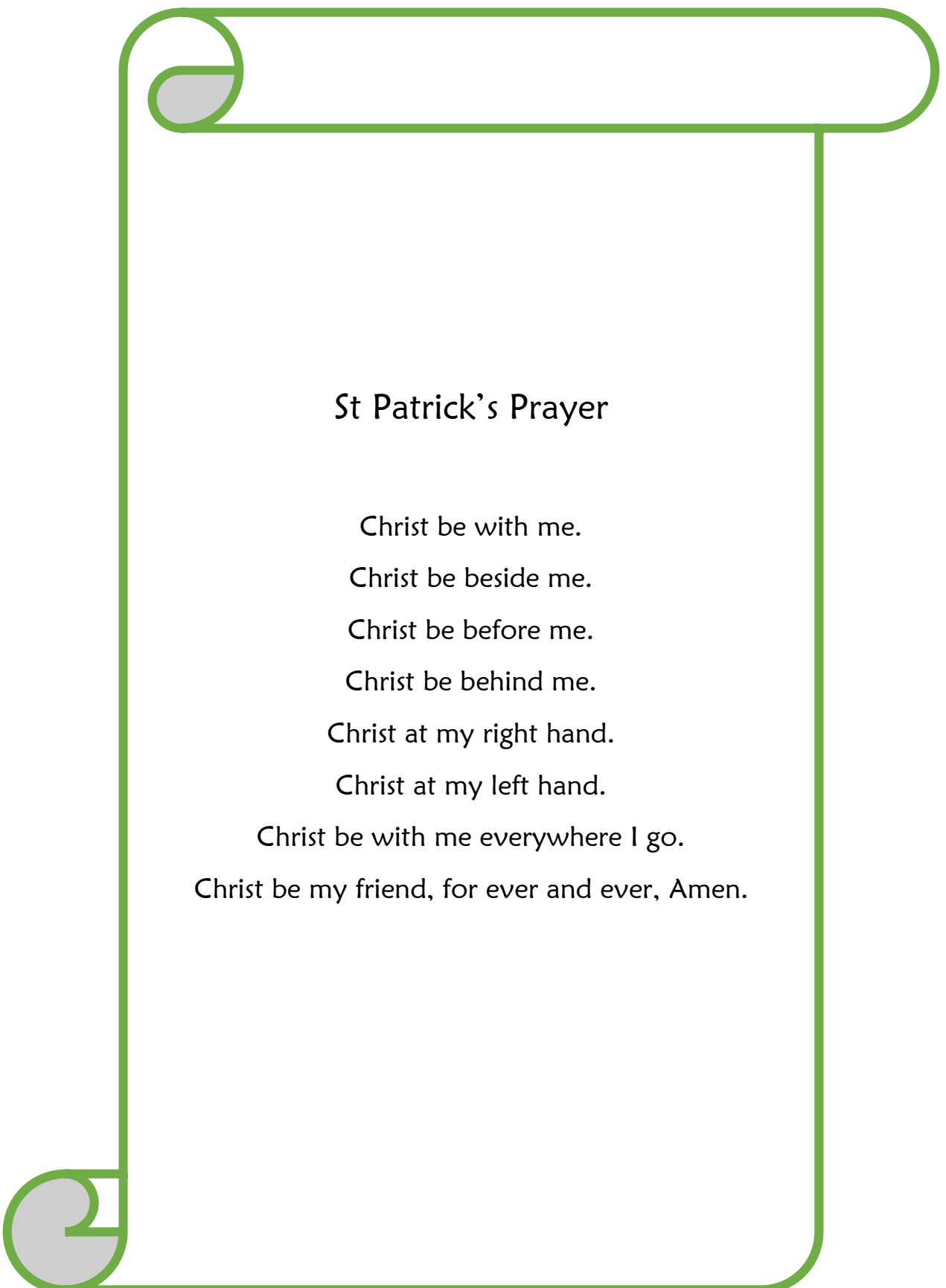
The word of God came to John son of Zechariah in the wilderness. He went into all the region around the Jordan, proclaiming a baptism of repentance for the forgiveness of sins. After John had been arrested, Jesus went into Galilee. There he proclaimed the Good News from God. 'The time has come,' he said 'and the kingdom of God is close at hand. Repent, and believe in the Good News.'

DISTRIBUTION OF ASHES

LEADER: If you are ready to keep close to God this Lent and carry the Good News of Jesus to everyone that you know, come forward to receive the ashes on your forehead.

Turn back to God is said as the ashes are distributed to each person.

CLOSING PRAYER: Loving God, these ashes are a sign to everyone that we are know that you love us and that we are your friends. Help us to stay close to you this Lent and to turn away from anything that keeps us from your love. Amen



St Patrick's Prayer

Christ be with me.

Christ be beside me.

Christ be before me.


Christ be behind me.

Christ at my right hand.

Christ at my left hand.

Christ be with me everywhere I go.

Christ be my friend, for ever and ever, Amen.



Holy Thursday



Before the Last Supper, Jesus washed the feet of the disciples to show them that he came to serve them. Jesus asks us to love others as he loves us and help others in any way we can. When we help others we are acting as Jesus would want us to.

Write down ways we can help others Like Jesus did:

In school:

At home:

In our Parish:

