

## LENT

### WHAT DOES THE CURRICULUM SAY ABOUT LENT AND EASTER?

#### LEVEL 1

##### Teacher's notes



*These statements are from the new Catholic Preschool and Primary Religious Education Curriculum for Ireland and are taken from the Strand; Liturgy and Prayer. Individual class teachers can decide which of the concepts to explore in greater detail with their class group/s during the Lenten and Easter Seasons. The resources offered this year will respond to some of the knowledge and concepts outlined by the curriculum at each level. Relevant knowledge and concepts from the other Strands will be used and indicated where appropriate*

- Lent is a time to turn back to God and to look forward to Easter
- Ash Wednesday is a time when ashes are placed in the form of a cross on our foreheads
- Jesus died for us on the cross on Good Friday
- Easter is a time to remember that Jesus rose from the dead
- The Paschal Candle reminds us that Jesus is alive



## LENT IN GROW IN LOVE

JUNIOR INFANTS PP249-255

SENIOR INFANTS PP269 -275

HOLY WEEK & EASTER

JUNIOR INFANTS THEME 6

SENIOR INFANTS THEME 7

### Teacher's notes



#### **Lent is a time to turn back to God and to look forward to Easter**

Ask the children if they can remember how they got ready for Christmas.

What things in the classroom reminded them that they were getting ready to welcome the baby Jesus? Advent wreath, calendar, crib etc

Can anyone remember what we called the four weeks before Christmas?

Now we are preparing for Easter. Check to see who knows what happens at Easter. *If you have senior infants see if they can remember what this time is called.*

Tell the children that we spend longer getting ready for Easter than we did for Christmas. It is forty days long and we call it Lent. In Lent we try to think more about God, to talk to God a little more in prayer, to live like Jesus' friend and to help those who are not as lucky as we are. On page 5 ask the children to circle the pictures that show things they could do to be Jesus' friend in Lent. They can then use the words in the box to fill in the blanks under the picture. Ask them to choose which one of these they are going to try and do during Lent or they can choose something that they want to do themselves. There is an activity sheet for each choice (pages 6-10) for the children to colour. These can be used in the Ash Wednesday Prayer Service and then brought home.

### Teacher's notes



#### **Ash Wednesday is a time when ashes are placed in the form of a cross on our foreheads**

Revise the Sign of the Cross with the children. Ask them to think of all the times when they make the Sign of the Cross, before they pray in school, when they bless themselves with Holy Water, maybe when they pass the church or the graveyard.

Tell them that when they were baptised the priest blessed them with holy water using the same words we use when we bless ourselves (*Grow in Love Junior Theme 8 & Grow in Love Senior Theme 9*)

Talk about Ash Wednesday as the first day of Lent. Ashes are put on our foreheads as a sign that we are friends of Jesus and are looking forward to Easter. Colour the picture and fill in the blanks on page 11 to consolidate this learning.

Use the short prayer service on pages 12-13 to celebrate Ash Wednesday in the classroom or assembly hall today.



Trócaire has many great resources for the classroom this Lent. The resource that can be downloaded at

<http://www.trocaire.org/sites/trocaire/files/pdfs/parishes/e6-childrens-sacred-space.pdf> may be of particular interest in the infant classroom. It

will enable revision of the creation lessons and respond to the following knowledge and concepts in the curriculum:

**Level 1: Christian Faith Strand**

- God created everything there is: the earth, people, stars, animals, birds, plants and trees

**Level 1: Word of God Strand**

- Genesis 1–2:3; Creation story

**Level 1: Christian Morality Strand**

- I can help people who are poor and people who are hungry
- I can respect and care for all creation

**Teacher's notes**



St Patrick is one of the Seasonal Lessons in Grow in Love Junior Infants.

In Senior Infants retell the story of St Patrick. Tell the children that St Patrick was a friend of Jesus and that he brought the good news that God loves us to the people of Ireland. There is a picture to colour on page 14 for

Senior Infants

**Teacher's notes**



**HOLY THURSDAY, GOOD FRIDAY. EASTER SUNDAY**

**Level 1: Word of God Strand**

- Last Supper

**Level 1: Christian Faith Strand**

- Jesus celebrated the Last Supper with his friends on Holy Thursday

Use the video at the following link

<https://www.youtube.com/watch?v=oPSgoPdKQFQ> to help the children become familiar with the story of the Last Supper. Watch between the following minutes (8:28 – 12:32).

This will help consolidate the learning in Grow in Love: **JUNIOR INFANTS THEME 6 AND SENIOR INFANTS THEME 7.**

**Level 1: Word of God Strand**

- Jesus Death and Burial
- Crucifixion

**Level 1: Christian Faith Strand**

- Jesus died for us on the cross on Good Friday

Use the video at the following link <https://www.youtube.com/watch?v=oPSgoPdKQFQ> to help the children become familiar with the story of how Jesus died for us on the cross.

Watch between the following minutes (14:43 – 15:52).

**Level 1: Word of God Strand**

- The Empty Tomb

## Level 1: Christian Faith Strand

- Jesus rose from the dead on Easter Sunday

Use the video at the following link <https://www.youtube.com/watch?v=oPSgoPdKQFQ> to help the children become familiar with the story of the empty tomb. Watch between the following minutes (15~:53 – 21:00).

### PASCHAL CANDLE

#### The Paschal Candle reminds us that Jesus is alive

Every Easter a new Paschal Candle is lit in the church. It is a sign that Jesus is risen. He is the light of the world. That is why we are his friends that is why we follow him.

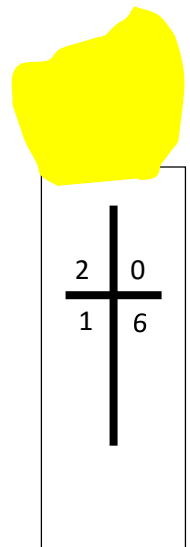
Make a Paschal Candle for your classroom Prayer Space or one for each child in your class by following the directions below. Alternatively there is a Paschal Candle on page 15 to be completed and coloured

#### YOU WILL NEED:

- A cardboard tube from a roll of kitchen paper
- A sheet of white paper
- Some glue
- A black crayon
- Some yellow crepe paper or tissue

#### INSTRUCTIONS:

1. Glue the A4 sheet of paper to the cardboard tube.
2. Trim as required on the top and bottom
3. Draw a cross about one-third of the way down on the candle
4. On the four corners of the cross, write the numbers 2016
5. Place the yellow crepe paper or tissue in the top of the tube, so that it is like a flame at the top of the candle.



## VISIT TO THE LOCAL CHURCH

### Level 1: Christian Faith Strand

- The church is a special place where God's people gather to pray

During the Easter season consider taking the children to visit the local church. Invite your priest to meet you there and to talk to the children about this special place. Stop at the door and encourage the children to bless themselves using the holy water in the holy water font. Remind them of the cross of ashes that was put on their foreheads on Ash Wednesday. Chat about the parts of the church included in the curriculum at Level 1.

Altar, tabernacle, crucifix, holy water, holy water font, baptismal font, statues. Focus in a particular way on the new Paschal candle. Help them to see the year 2016. They may also notice the Greek letters A (Alpha) and Ω (Omega). Tell them that these are the first and last letters of the Greek alphabet. They mean that Jesus is the beginning and the end.

# In Lent I will




Be K - - -



P- - -



S- - - - -



W- - - W- - -



Pray      Sharing  
Work Well      Be Kind

In Lent I will try to  
be Friend of Jesus by



being kind to others

In Lent I will try to  
be Friend of Jesus by



sharing with others


In Lent I will try to  
be Friend of Jesus by



praying at home and  
in school



In Lent I will try to  
be Friend of Jesus by



working well at  
school

In Lent I will try to  
be Friend of Jesus by


Lent begins on



A \_ \_ W \_ \_ \_ \_ \_

## ASH WEDNESDAY SERVICE

*This service can be led by a priest, parish sister/pastoral worker, a member of staff, a parish representative or a candidate for Confirmation. If it is possible for the Confirmation candidates to go to Mass in the parish church on Ash Wednesday they could be commissioned to bring ashes back for the younger children. If first and second classes are participating in this prayer service they might read as indicated. Otherwise these parts can be read by the teacher.*



### YOU WILL NEED

- Purple Cloth
- Bible
- Holy Water
- Cross
- Children's Lenten Pictures or Promises
- Candle
- 5 children to place the objects in the Prayer Space

**INTRODUCTION:** Today is Ash Wednesday, the beginning of Lent. Lent is the time when we get ready for Easter by turning back to God. On Ash Wednesday we get a cross of ashes on our foreheads to show that we are friends of Jesus.

### OPENING PRAYER:

**LEADER:** Dear God, thank you for all the good things that you give us. We know that you love us always. Sometimes we turn away from your love but this Lent we are going to try to stay close to you in all that we do. The cross of Ashes will remind us of your love for us. Amen

### CREATING YOUR PRAYER SPACE:

**READER 1** As Lent begins we place a bible in our Prayer Space. From this book we learn how to love God and to live the way God wants us to.

**READER 2** As Lents begins we place holy water in our Prayer Space. This water reminds us of our baptism and God's overflowing love for us.

**READER 3** As Lent begins we place a cross in our Prayer Space. Today the sign of the cross will be made on our foreheads. This shows that we are friends of Jesus and reminds us that he died on the cross for us.

**READER 4** As Lent begins we put our Lenten promises in our Prayer Space. We will try to keep these promises to show that we are keeping close to God this Lent.

**READER 5** We place a candle in our Prayer Space. This light reminds us that God is always with us.

**GOSPEL READING:** *A reading from the Holy Gospel according to Luke. (Luke 3:2-3)*

The word of God came to John son of Zechariah in the wilderness. He went into all the region around the Jordan, proclaiming a baptism of repentance for the forgiveness of sins. After John had been arrested, Jesus went into Galilee. There he proclaimed the Good News from God. 'The time has come,' he said 'and the kingdom of God is close at hand. Repent, and believe in the Good News.'

### **DISTRIBUTION OF ASHES**

**LEADER:** If you are ready to keep close to God this Lent and carry the Good News of Jesus to everyone that you know, come forward to receive the ashes on your forehead.

**Turn back to God** is said as the ashes are distributed to each person.


**CLOSING PRAYER:** Loving God, these ashes are a sign to everyone that we are know that you love us and that we are your friends. Help us to stay close to you this Lent and to turn away from anything that keeps us from your love. Amen

# Saint Patrick



was a friend of \_\_\_\_\_.

# The Paschal Candle



Jesus is alive